

TRIPLE S *Customs*

**TOYOTA 4RUNNER 1986-2005
VEHICLE WIRING**

WIRING INFORMATION 1986 Toyota 4Runner

WIRE	WIRE COLOR	LOCATION
12V CONSTANT	WHITE or WHITE/RED	Ignition Harness
12V IGNITION	BLACK/YELLOW	Ignition Harness
SECOND IGNITION	BLACK/YELLOW or BLACK/RED	Ignition Harness
STARTER	BLACK/WHITE or BLACK	Ignition Harness
12V ACCESSORY	BLUE/RED	Ignition Harness
PARKING LIGHTS (+)	GREEN	Driver's Kick Panel In Harness Running To Vehicle's Rear
POWER DOOR LOCK (-)	BROWN/WHITE	At Relay Behind Driver's Dash Speaker
POWER DOOR UNLOCK (-)	PINK/WHITE	At Relay Behind Driver's Dash Speaker
DOOR TRIGGER (-)	BLACK/WHITE or BLACK	2-Pin Plug Top Of Fuse Box
REAR HATCH TRIGGER (-)	GREEN/RED	Driver's Kick Panel
TACHOMETER WIRE	BLACK	Ignition Coil Under Hood
BRAKE WIRE (+)	GREEN/WHITE	Brake Switch
HORN TRIGGER (-)	GREEN/RED	Steering Column
A relay must be used to trigger the horn trigger wire.		
LEFT FRONT WINDOW UP	BLUE	At Driver Window Motor Inside Door
LEFT FRONT WINDOW DOWN	BLUE/YELLOW	At Driver Window Motor Inside Door
RIGHT FRONT WINDOW UP	BLUE/BLACK	Harness In Driver's Kick From Driver Door
RIGHT FRONT WINDOW DOWN	BLUE/WHITE	Harness In Driver's Kick From Driver Door

WIRING INFORMATION 1987 Toyota 4Runner

WIRE	WIRE COLOR	LOCATION
12V CONSTANT	WHITE or WHITE/RED	Ignition Harness
12V IGNITION	BLACK/YELLOW	Ignition Harness
SECOND IGNITION	BLACK/YELLOW or BLACK/RED	Ignition Harness
STARTER	BLACK/WHITE or BLACK	Ignition Harness
12V ACCESSORY	BLUE/RED	Ignition Harness
PARKING LIGHTS (+)	GREEN	Driver's Kick Panel In Harness Running To Vehicle's Rear
POWER DOOR LOCK (-)	BROWN/WHITE	At Relay Behind Driver's Dash Speaker
POWER DOOR UNLOCK (-)	PINK/WHITE	At Relay Behind Driver's Dash Speaker
DOOR TRIGGER (-)	BLACK/WHITE or BLACK	2-Pin Plug Top Of Fuse Box
REAR HATCH TRIGGER (-)	GREEN/RED	Driver's Kick Panel
TACHOMETER WIRE	BLACK	Ignition Coil Under Hood
BRAKE WIRE (+)	GREEN/WHITE	Brake Switch
HORN TRIGGER (-)	GREEN/RED	Steering Column
A relay must be used to trigger the horn trigger wire.		
LEFT FRONT WINDOW UP	BLUE	At Driver Window Motor Inside Door
LEFT FRONT WINDOW DOWN	BLUE/YELLOW	At Driver Window Motor Inside Door
RIGHT FRONT WINDOW UP	BLUE/BLACK	Harness In Driver's Kick From Driver Door
RIGHT FRONT WINDOW DOWN	BLUE/WHITE	Harness In Driver's Kick From Driver Door

WIRING INFORMATION 1988 Toyota 4Runner

WIRE	WIRE COLOR	LOCATION
12V CONSTANT	WHITE or WHITE/RED	Ignition Harness
12V IGNITION	BLACK/YELLOW	Ignition Harness
SECOND IGNITION	BLACK/YELLOW or BLACK/RED	Ignition Harness
STARTER	BLACK/WHITE or BLACK	Ignition Harness
12V ACCESSORY	BLUE/RED	Ignition Harness
PARKING LIGHTS (+)	GREEN	Driver's Kick Panel In Harness Running To Vehicle's Rear
POWER DOOR LOCK (-)	BROWN/WHITE	At Relay Behind Driver's Dash Speaker
POWER DOOR UNLOCK (-)	PINK/WHITE	At Relay Behind Driver's Dash Speaker
DOOR TRIGGER (-)	BLACK/WHITE or BLACK	2-Pin Plug Top Of Fuse Box
REAR HATCH TRIGGER (-)	GREEN/RED	Driver's Kick Panel
TACHOMETER WIRE	BLACK	Ignition Coil Under Hood
BRAKE WIRE (+)	GREEN/WHITE	Brake Switch
HORN TRIGGER (-)	GREEN/RED	Steering Column
A relay must be used to trigger the horn trigger wire.		
LEFT FRONT WINDOW UP	BLUE	At Driver Window Motor Inside Door
LEFT FRONT WINDOW DOWN	BLUE/YELLOW	At Driver Window Motor Inside Door
RIGHT FRONT WINDOW UP	BLUE/BLACK	Harness In Driver's Kick From Driver Door
RIGHT FRONT WINDOW DOWN	BLUE/WHITE	Harness In Driver's Kick From Driver Door

WIRING INFORMATION 1989 Toyota 4Runner

WIRE	WIRE COLOR	LOCATION
12V CONSTANT	WHITE or WHITE/RED	Ignition Harness
12V IGNITION	BLACK/YELLOW	Ignition Harness
SECOND IGNITION	BLACK/YELLOW or BLACK/RED	Ignition Harness
STARTER	BLACK/WHITE or BLACK	Ignition Harness
12V ACCESSORY	BLUE/RED	Ignition Harness
PARKING LIGHTS (+)	GREEN	Driver's Kick Panel In Harness Running To Vehicle's Rear
POWER DOOR LOCK (-)	BROWN/WHITE	At Relay Behind Driver's Dash Speaker
POWER DOOR UNLOCK (-)	PINK/WHITE	At Relay Behind Driver's Dash Speaker
DOOR TRIGGER (-)	BLACK/WHITE or BLACK	2-Pin Plug Top Of Fuse Box
REAR HATCH TRIGGER (-)	GREEN/RED	Driver's Kick Panel
TACHOMETER WIRE	BLACK	Ignition Coil Under Hood
BRAKE WIRE (+)	GREEN/WHITE	Brake Switch
HORN TRIGGER (-)	GREEN/RED	Steering Column
A relay must be used to trigger the horn trigger wire.		
LEFT FRONT WINDOW UP	BLUE	At Driver Window Motor Inside Door
LEFT FRONT WINDOW DOWN	BLUE/YELLOW	At Driver Window Motor Inside Door
RIGHT FRONT WINDOW UP	BLUE/BLACK	Harness In Driver's Kick From Driver Door
RIGHT FRONT WINDOW DOWN	BLUE/WHITE	Harness In Driver's Kick From Driver Door

WIRING INFORMATION 1990 Toyota 4Runner

WIRE	WIRE COLOR	LOCATION
12V CONSTANT	WHITE or WHITE/RED	Ignition harness
12V IGNITION	BLACK/YELLOW	Ignition harness
SECOND IGNITION	BLACK/YELLOW or BLACK/RED	Ignition harness
ACCESSORY	BLUE/RED	Ignition harness
STARTER	BLACK	Ignition harness
PARKING LIGHTS (+)	GREEN	Driver's kick panel
PARKING LIGHTS (-)	RED/BLACK	Harness at Steering column
POWER DOOR LOCK (-)	BLUE/WHITE	Relay behind driver's dash speaker
POWER DOOR UNLOCK (-)	BLUE/YELLOW	Relay behind driver's dash speaker
DOOR TRIGGER (-)	BLACK/WHITE or BLACK	2-pin plug top of fuse box
REAR HATCH TRIGGER (-)	GREEN/WHITE	Relay in left rear quarter panel by tail light
TACHOMETER WIRE	BLACK	Test connector on passenger fender near fuse box
BRAKE WIRE (+)	GREEN/WHITE	Brake switch
HORN TRIGGER (-)	GREEN/RED	Steering column
LEFT FRONT WINDOW UP	BLUE/GREEN	At Driver Window Motor Inside Door
LEFT FRONT WINDOW DOWN	BLUE/YELLOW	At Driver Window Motor Inside Door
RIGHT FRONT WINDOW UP	RED/BLACK	Harness In Driver's Kick From Driver Door
RIGHT FRONT WINDOW DOWN	RED/GREEN	Harness In Driver's Kick From Driver Door
LEFT REAR WINDOW UP	BLUE/BLACK	Harness In Driver's Kick From Driver Door
LEFT REAR WINDOW DOWN	RED/BLUE	Harness In Driver's Kick From Driver Door
RIGHT REAR WINDOW UP	RED/YELLOW	Harness In Driver's Kick From Driver Door
RIGHT REAR WINDOW DOWN	RED/BLUE	Harness In Driver's Kick From Driver Door

WIRING INFORMATION 1991 Toyota 4Runner

WIRE	WIRE COLOR	LOCATION
12V CONSTANT	WHITE or WHITE/RED	Ignition harness
12V IGNITION	BLACK/YELLOW	Ignition harness
SECOND IGNITION	BLACK/YELLOW or BLACK/RED	Ignition harness
ACCESSORY	BLUE/RED	Ignition harness
STARTER	BLACK	Ignition harness
PARKING LIGHTS (+)	GREEN	Driver's kick panel
PARKING LIGHTS (-)	RED/BLACK	Harness at Steering column
POWER DOOR LOCK (-)	BLUE/WHITE	Relay behind driver's dash speaker
POWER DOORUNLOCK (-)	BLUE/YELLOW	Relay behind driver's dash speaker
DOOR TRIGGER (-)	BLACK/WHITE or BLACK	2-pin plug top of fuse box
REAR HATCH TRIGGER (-)	GREEN/WHITE	Relay in left rear quarter panel by tail light
TACHOMETER WIRE	BLACK	Test connector on passenger fender near fuse box
BRAKE WIRE (+)	GREEN/WHITE	Brake switch
HORN TRIGGER (-)	GREEN/RED	Steering column
LEFT FRONT WINDOW UP	BLUE/GREEN	At Driver Window Motor Inside Door
LEFT FRONT WINDOW DOWN	BLUE/YELLOW	At Driver Window Motor Inside Door
RIGHT FRONT WINDOW UP	RED/BLACK	Harness In Driver's Kick From Driver Door
RIGHT FRONT WINDOW DOWN	RED/GREEN	Harness In Driver's Kick From Driver Door
LEFT REAR WINDOW UP	BLUE/BLACK	Harness In Driver's Kick From Driver Door
LEFT REAR WINDOW DOWN	RED/BLUE	Harness In Driver's Kick From Driver Door
RIGHT REAR WINDOW UP	RED/YELLOW	Harness In Driver's Kick From Driver Door
RIGHT REAR WINDOW DOWN	RED/BLUE	Harness In Driver's Kick From Driver Door

WIRING INFORMATION 1992 Toyota 4Runner

WIRE	WIRE COLOR	LOCATION
12V CONSTANT	WHITE or WHITE/RED	Ignition harness
12V IGNITION	BLACK/YELLOW	Ignition harness
SECOND IGNITION	BLACK/YELLOW or BLACK/RED	Ignition harness
ACCESSORY	BLUE/RED	Ignition harness
STARTER	BLACK	Ignition harness
PARKING LIGHTS (+)	GREEN	Driver's kick panel
PARKING LIGHTS (-)	RED/BLACK	Harness at Steering column
POWER DOOR LOCK (-)	BLUE/WHITE	Relay behind driver's dash speaker
POWER DOORUNLOCK (-)	BLUE/YELLOW	Relay behind driver's dash speaker
DOOR TRIGGER (-)	BLACK/WHITE or BLACK	2-pin plug top of fuse box
REAR HATCH TRIGGER (-)	GREEN/WHITE	Relay in left rear quarter panel by tail light
TACHOMETER WIRE	BLACK	Test connector on passenger fender near fuse box
BRAKE WIRE (+)	GREEN/WHITE	Brake switch
HORN TRIGGER (-)	GREEN/RED	Steering column
LEFT FRONT WINDOW UP	BLUE/GREEN	At Driver Window Motor Inside Door
LEFT FRONT WINDOW DOWN	BLUE/YELLOW	At Driver Window Motor Inside Door
RIGHT FRONT WINDOW UP	RED/BLACK	Harness In Driver's Kick From Driver Door
RIGHT FRONT WINDOW DOWN	RED/GREEN	Harness In Driver's Kick From Driver Door
LEFT REAR WINDOW UP	BLUE/BLACK	Harness In Driver's Kick From Driver Door
LEFT REAR WINDOW DOWN	RED/BLUE	Harness In Driver's Kick From Driver Door
RIGHT REAR WINDOW UP	RED/YELLOW	Harness In Driver's Kick From Driver Door
RIGHT REAR WINDOW DOWN	RED/BLUE	Harness In Driver's Kick From Driver Door

WIRING INFORMATION 1993 Toyota 4Runner

WIRE	WIRE COLOR	LOCATION
12V CONSTANT	WHITE or WHITE/RED	Ignition harness
12V IGNITION	BLACK/YELLOW	Ignition harness
SECOND IGNITION	BLACK/YELLOW or BLACK/RED	Ignition harness
ACCESSORY	BLUE/RED	Ignition harness
STARTER	BLACK	Ignition harness
PARKING LIGHTS (+)	GREEN	Driver's kick panel
PARKING LIGHTS (-)	RED/BLACK	Harness at Steering column
POWER DOOR LOCK (-)	BLUE/WHITE	Relay behind driver's dash speaker
POWER DOORUNLOCK (-)	BLUE/YELLOW	Relay behind driver's dash speaker
DOOR TRIGGER (-)	BLACK/WHITE or BLACK	2-pin plug top of fuse box
REAR HATCH TRIGGER (-)	GREEN/WHITE	Relay in left rear quarter panel by tail light
TACHOMETER WIRE	BLACK	Test connector on passenger fender near fuse box
BRAKE WIRE (+)	GREEN/WHITE	Brake switch
HORN TRIGGER (-)	GREEN/RED	Steering column
LEFT FRONT WINDOW UP	BLUE/GREEN	At Driver Window Motor Inside Door
LEFT FRONT WINDOW DOWN	BLUE/YELLOW	At Driver Window Motor Inside Door
RIGHT FRONT WINDOW UP	RED/BLACK	Harness In Driver's Kick From Driver Door
RIGHT FRONT WINDOW DOWN	RED/GREEN	Harness In Driver's Kick From Driver Door
LEFT REAR WINDOW UP	BLUE/BLACK	Harness In Driver's Kick From Driver Door
LEFT REAR WINDOW DOWN	RED/BLUE	Harness In Driver's Kick From Driver Door
RIGHT REAR WINDOW UP	RED/YELLOW	Harness In Driver's Kick From Driver Door
RIGHT REAR WINDOW DOWN	RED/BLUE	Harness In Driver's Kick From Driver Door

WIRING INFORMATION 1994 Toyota 4Runner

WIRE	WIRE COLOR	LOCATION
12V CONSTANT	WHITE or WHITE/RED	Ignition harness
12V IGNITION	BLACK/YELLOW	Ignition harness
SECOND IGNITION	BLACK/YELLOW or BLACK/RED	Ignition harness
ACCESSORY	BLUE/RED	Ignition harness
STARTER	BLACK	Ignition harness
PARKING LIGHTS (+)	GREEN	Driver's kick panel
PARKING LIGHTS (-)	RED/BLACK	Harness at Steering column
POWER DOOR LOCK (-)	BLUE/WHITE	Relay behind driver's dash speaker
POWER DOORUNLOCK (-)	BLUE/YELLOW	Relay behind driver's dash speaker
DOOR TRIGGER (-)	BLACK/WHITE or BLACK	2-pin plug top of fuse box
REAR HATCH TRIGGER (-)	GREEN/WHITE	Relay in left rear quarter panel by tail light
TACHOMETER WIRE	BLACK	Test connector on passenger fender near fuse box
BRAKE WIRE (+)	GREEN/WHITE	Brake switch
HORN TRIGGER (-)	GREEN/RED	Steering column
LEFT FRONT WINDOW UP	BLUE/GREEN	At Driver Window Motor Inside Door
LEFT FRONT WINDOW DOWN	BLUE/YELLOW	At Driver Window Motor Inside Door
RIGHT FRONT WINDOW UP	RED/BLACK	Harness In Driver's Kick From Driver Door
RIGHT FRONT WINDOW DOWN	RED/GREEN	Harness In Driver's Kick From Driver Door
LEFT REAR WINDOW UP	BLUE/BLACK	Harness In Driver's Kick From Driver Door
LEFT REAR WINDOW DOWN	RED/BLUE	Harness In Driver's Kick From Driver Door
RIGHT REAR WINDOW UP	RED/YELLOW	Harness In Driver's Kick From Driver Door
RIGHT REAR WINDOW DOWN	RED/BLUE	Harness In Driver's Kick From Driver Door

WIRING INFORMATION 1995 Toyota 4Runner

WIRE	WIRE COLOR	LOCATION
12V CONSTANT	WHITE or WHITE/RED	Ignition harness
12V IGNITION	BLACK/YELLOW	Ignition harness
SECOND IGNITION	BLACK/YELLOW or BLACK/RED	Ignition harness
ACCESSORY	BLUE/RED	Ignition harness
STARTER	BLACK	Ignition harness
PARKING LIGHTS (+)	GREEN	Driver's kick panel
PARKING LIGHTS (-)	RED/BLACK	Harness at Steering column
POWER DOOR LOCK (-)	BLUE/WHITE	Relay behind driver's dash speaker
POWER DOOR UNLOCK (-)	BLUE/YELLOW	Relay behind driver's dash speaker
DOOR TRIGGER (-)	BLACK/WHITE or BLACK	2-pin plug top of fuse box
REAR HATCH TRIGGER (-)	GREEN/WHITE	Relay in left rear quarter panel by tail light
TACHOMETER WIRE	BLACK	Test connector on passenger fender near fuse box
BRAKE WIRE (+)	GREEN/WHITE	Brake switch
HORN TRIGGER (-)	GREEN/RED	Steering column
LEFT FRONT WINDOW UP	BLUE/GREEN	At Driver Window Motor Inside Door
LEFT FRONT WINDOW DOWN	BLUE/YELLOW	At Driver Window Motor Inside Door
RIGHT FRONT WINDOW UP	RED/BLACK	Harness In Driver's Kick From Driver Door
RIGHT FRONT WINDOW DOWN	RED/GREEN	Harness In Driver's Kick From Driver Door
LEFT REAR WINDOW UP	BLUE/BLACK	Harness In Driver's Kick From Driver Door
LEFT REAR WINDOW DOWN	RED/BLUE	Harness In Driver's Kick From Driver Door
RIGHT REAR WINDOW UP	RED/YELLOW	Harness In Driver's Kick From Driver Door
RIGHT REAR WINDOW DOWN	RED/BLUE	Harness In Driver's Kick From Driver Door

NOTE:

WIRING INFORMATION 1996 Toyota 4Runner

WIRE	WIRE COLOR	LOCATION
12V CONSTANT	WHITE or WHITE/RED	Ignition harness
12V IGNITION	BLACK/YELLOW	Ignition harness
SECOND IGNITION	BLACK/YELLOW or BLACK/RED	Ignition harness
ACCESSORY	BLUE/RED	Ignition harness
STARTER	BLACK or GREEN/BLACK	Ignition harness
PARKING LIGHTS (+)	GREEN	White plug at fuse box
POWER DOOR LOCK (-)	RED/WHITE	Plug to the left of the fuse box
POWER DOOR UNLOCK (-)	RED/YELLOW	Plug to the left of the fuse box
DOOR TRIGGER (-)	BLACK/WHITE	Driver's kick
REAR HATCH TRIGGER (-)	RED/WHITE	Driver's kick
TACHOMETER	BLACK	Test connector on top of motor on driver's side
BRAKE WIRE (+)	GREEN/WHITE	Brake switch
HORN TRIGGER (-)	GREEN/RED	Steering column
LEFT FRONT WINDOW UP	LIGHT GREEN	At Driver Window Motor Inside Door
LEFT FRONT WINDOW DOWN	BLUE/YELLOW	At Driver Window Motor Inside Door
RIGHT FRONT WINDOW UP	RED/BLACK	Harness In Driver's Kick From Driver Door
RIGHT FRONT WINDOW DOWN	RED/GREEN	Harness In Driver's Kick From Driver Door
LEFT REAR WINDOW UP	RED/BLUE	Harness In Driver's Kick From Driver Door
LEFT REAR WINDOW DOWN	RED/YELLOW	Harness In Driver's Kick From Driver Door
RIGHT REAR WINDOW UP	YELLOW	Harness In Driver's Kick From Driver Door
RIGHT REAR WINDOW DOWN	DARK GREEN	Harness In Driver's Kick From Driver Door

NOTE:

WIRING INFORMATION 1997 Toyota 4Runner

WIRE	WIRE COLOR	LOCATION
12V CONSTANT	WHITE or WHITE/RED	Ignition harness
12V IGNITION	BLACK/YELLOW	Ignition harness
SECOND IGNITION	BLACK/YELLOW or BLACK/RED	Ignition harness
ACCESSORY	BLUE/RED	Ignition harness
STARTER	BLACK or GREEN/BLACK	Ignition harness
PARKING LIGHTS (+)	GREEN	White plug at fuse box
POWER DOOR LOCK (-)	RED/WHITE	Plug to the left of the fuse box
POWER DOOR UNLOCK (-)	RED/YELLOW	Plug to the left of the fuse box
DOOR TRIGGER (-)	BLACK/WHITE	Driver's kick
REAR HATCH TRIGGER (-)	RED/WHITE	Driver's kick
TACHOMETER	BLACK	Test connector on top of motor on driver's side
BRAKE WIRE (+)	GREEN/WHITE	Brake switch
HORN TRIGGER (-)	GREEN/RED	Steering column
LEFT FRONT WINDOW UP	LIGHT GREEN	At Driver Window Motor Inside Door
LEFT FRONT WINDOW DOWN	BLUE/YELLOW	At Driver Window Motor Inside Door
RIGHT FRONT WINDOW UP	RED/BLACK	Harness In Driver's Kick From Driver Door
RIGHT FRONT WINDOW DOWN	RED/GREEN	Harness In Driver's Kick From Driver Door
LEFT REAR WINDOW UP	RED/BLUE	Harness In Driver's Kick From Driver Door
LEFT REAR WINDOW DOWN	RED/YELLOW	Harness In Driver's Kick From Driver Door
RIGHT REAR WINDOW UP	YELLOW	Harness In Driver's Kick From Driver Door
RIGHT REAR WINDOW DOWN	DARK GREEN	Harness In Driver's Kick From Driver Door


WIRING INFORMATION 1998 Toyota 4Runner

WIRE	WIRE COLOR	LOCATION
12V CONSTANT	WHITE or WHITE/RED	Ignition harness
12V IGNITION	BLACK/YELLOW	Ignition harness
SECOND IGNITION	BLACK/YELLOW or BLACK/RED	Ignition harness
ACCESSORY	BLUE/RED	Ignition harness
STARTER	BLACK or GREEN/BLACK	Ignition harness
PARKING LIGHTS (+)	GREEN	White plug at fuse box
POWER DOOR LOCK (-)	RED/WHITE	Plug to the left of the fuse box
POWER DOOR UNLOCK (-)	RED/YELLOW	Plug to the left of the fuse box
DOOR TRIGGER (-)	BLACK/WHITE	Driver's kick
REAR HATCH TRIGGER (-)	RED/WHITE	Driver's kick
TACHOMETER	BLACK	Test connector on top of motor on driver's side
BRAKE WIRE (+)	GREEN/WHITE	Brake switch
HORN TRIGGER (-)	GREEN/RED	Steering column
LEFT FRONT WINDOW UP	LIGHT GREEN	At Driver Window Motor Inside Door
LEFT FRONT WINDOW DOWN	BLUE/YELLOW	At Driver Window Motor Inside Door
RIGHT FRONT WINDOW UP	RED/BLACK	Harness In Driver's Kick From Driver Door
RIGHT FRONT WINDOW DOWN	RED/GREEN	Harness In Driver's Kick From Driver Door
LEFT REAR WINDOW UP	RED/BLUE	Harness In Driver's Kick From Driver Door
LEFT REAR WINDOW DOWN	RED/YELLOW	Harness In Driver's Kick From Driver Door
RIGHT REAR WINDOW UP	YELLOW	Harness In Driver's Kick From Driver Door
RIGHT REAR WINDOW DOWN	DARK GREEN	Harness In Driver's Kick From Driver Door

Some models are equipped with a factory Immobilizer system. This must be bypassed when installing a remote start system.


WIRING INFORMATION 1999 Toyota 4Runner

WIRE	WIRE COLOR	LOCATION
12V CONSTANT	WHITE or WHITE/RED	Ignition Harness
12V IGNITION	BLACK/YELLOW	Ignition Harness
SECOND IGNITION	BLACK/RED	Ignition Harness
ACCESSORY	BLUE/RED	Ignition Harness
STARTER	BLACK or GREEN/BLACK	Ignition Harness
PARKING LIGHTS (+)	GREEN	Driver's Kick Panel In Harness Running To Vehicle's Rear Or Dash Light Dimmer Switch
POWER LOCK (-)	BROWN/WHITE	Fuse Box
POWER UNLOCK (-)	GREEN/YELLOW and BLUE/YELLOW	Fuse Box
Two wires must be triggered to unlock the doors. One wire is the door unlock wire and the other is the door unlock detection wire. A negative pulse must be sent to the both wires. Diode isolate each.		
DOOR TRIGGER (-)	LT.GREEN/BLACK	Behind Fuse Box Or Door Pin
HATCH TRIGGER	GREEN/RED	Driver's Kick Panel
HOOD PIN (-)	GREEN/ORANGE	Drivers Side Firewall Or Hood Pin Switch
FACTORY ALARM ARM	Arms with lock	
FACTORY ALARM DISARM	Disarms with unlock	
DISARM NO UNLOCK (key sense wire)	YELLOW/RED	Steering Column
TACHOMETER	BLACK	Test Connector In Diagnostic Plug On Driver's Side Of Engine Bay
BRAKE WIRE (+)	GREEN/WHITE	Brake Switch Or Driver's Kick Panel
HORN TRIGGER (-)	GREEN/RED	Steering Column Or Fuse Box
LEFT FRONT WINDOW UP	LIGHT GREEN	At Driver Window Motor Inside Door
LEFT FRONT WINDOW DOWN	BLUE/YELLOW	At Driver Window Motor Inside Door
RIGHT FRONT WINDOW UP	RED/BLACK	Harness In Driver's Kick From Driver Door
RIGHT FRONT WINDOW DOWN	RED/GREEN	Harness In Driver's Kick From Driver Door
LEFT REAR WINDOW UP	RED/BLUE	Harness In Driver's Kick From Driver Door
LEFT REAR WINDOW DOWN	RED/YELLOW	Harness In Driver's Kick From Driver Door
RIGHT REAR WINDOW UP	YELLOW	Harness In Driver's Kick From Driver Door
RIGHT REAR WINDOW DOWN	DARK GREEN	Harness In Driver's Kick From Driver Door
Some models are equipped with a factory Immobilizer system. This must be bypassed when installing a remote start system.		




WIRING INFORMATION 2000 Toyota 4Runner

WIRE	WIRE COLOR	LOCATION
12V CONSTANT	WHITE or WHITE/RED	Ignition Harness
12V IGNITION	BLACK/YELLOW	Ignition Harness
SECOND IGNITION	BLACK/RED	Ignition Harness
ACCESSORY	BLUE/RED	Ignition Harness
STARTER	BLACK or GREEN/BLACK	Ignition Harness
PARKING LIGHTS (+)	GREEN	Driver's Kick Panel In Harness Running To Vehicle's Rear Or Dash Light Dimmer Switch
POWER LOCK (-)	BROWN/WHITE	Fuse Box
POWER UNLOCK (-)	GREEN/YELLOW and BLUE/YELLOW	Fuse Box
Two wires must be triggered to unlock the doors. One wire is the door unlock wire and the other is the door unlock detection wire. A negative pulse must be sent to the both wires. Diode isolate each.		
DOOR TRIGGER (-)	LT.GREEN/BLACK	Behind Fuse Box Or Door Pin
HATCH TRIGGER	GREEN/RED	Driver's Kick Panel
HOOD PIN (-)	GREEN/ORANGE	Drivers Side Firewall Or Hood Pin Switch
FACTORY ALARM ARM	Arms with lock	
FACTORY ALARM DISARM	Disarms with unlock	
DISARM NO UNLOCK (key sense wire)	YELLOW/RED	Steering Column
TACHOMETER	BLACK	Test Connector In Diagnostic Plug On Driver's Side Of Engine Bay
BRAKE WIRE (+)	GREEN/WHITE	Brake Switch Or Driver's Kick Panel
HORN TRIGGER (-)	GREEN/RED	Steering Column Or Fuse Box
LEFT FRONT WINDOW UP	LIGHT GREEN	At Driver Window Motor Inside Door
LEFT FRONT WINDOW DOWN	BLUE/YELLOW	At Driver Window Motor Inside Door
RIGHT FRONT WINDOW UP	RED/BLACK	Harness In Driver's Kick From Driver Door
RIGHT FRONT WINDOW DOWN	RED/GREEN	Harness In Driver's Kick From Driver Door
LEFT REAR WINDOW UP	RED/BLUE	Harness In Driver's Kick From Driver Door
LEFT REAR WINDOW DOWN	RED/YELLOW	Harness In Driver's Kick From Driver Door
RIGHT REAR WINDOW UP	YELLOW	Harness In Driver's Kick From Driver Door
RIGHT REAR WINDOW DOWN	DARK GREEN	Harness In Driver's Kick From Driver Door
Some models are equipped with a factory Immobilizer system. This must be bypassed when installing a remote start system.		




WIRING INFORMATION 2001 Toyota 4Runner

WIRE	WIRE COLOR	LOCATION
12V CONSTANT	WHITE or WHITE/RED	Ignition Harness
12V IGNITION	BLACK/YELLOW	Ignition Harness
SECOND IGNITION	BLACK/RED	Ignition Harness
ACCESSORY	BLUE/RED	Ignition Harness
STARTER	BLACK or GREEN/BLACK	Ignition Harness
PARKING LIGHTS (+)	GREEN	Driver's Kick Panel In Harness Running To Vehicle's Rear Or Dash Light Dimmer Switch
POWER LOCK (-)	BROWN/WHITE	Fuse Box
POWER UNLOCK (-)	GREEN/YELLOW and BLUE/YELLOW	Fuse Box
Two wires must be triggered to unlock the doors. One wire is the door unlock wire and the other is the door unlock detection wire. A negative pulse must be sent to the both wires. Diode isolate each.		
DOOR TRIGGER (-)	LT.GREEN/BLACK	Behind Fuse Box Or Door Pin
HATCH TRIGGER	GREEN/RED	Driver's Kick Panel
HOOD PIN (-)	GREEN/ORANGE	Drivers Side Firewall Or Hood Pin Switch
FACTORY ALARM ARM	Arms with lock	
FACTORY ALARM DISARM	Disarms with unlock	
DISARM NO UNLOCK (key sense wire)	YELLOW/RED	Steering Column
TACHOMETER	BLACK	Test Connector In Diagnostic Plug On Driver's Side Of Engine Bay
BRAKE WIRE (+)	GREEN/WHITE	Brake Switch Or Driver's Kick Panel
HORN TRIGGER (-)	GREEN/RED	Steering Column Or Fuse Box
LEFT FRONT WINDOW UP	LIGHT GREEN	At Driver Window Motor Inside Door
LEFT FRONT WINDOW DOWN	BLUE/YELLOW	At Driver Window Motor Inside Door
RIGHT FRONT WINDOW UP	RED/BLACK	Harness In Driver's Kick From Driver Door
RIGHT FRONT WINDOW DOWN	RED/GREEN	Harness In Driver's Kick From Driver Door
LEFT REAR WINDOW UP	RED/BLUE	Harness In Driver's Kick From Driver Door
LEFT REAR WINDOW DOWN	RED/YELLOW	Harness In Driver's Kick From Driver Door
RIGHT REAR WINDOW UP	YELLOW	Harness In Driver's Kick From Driver Door
RIGHT REAR WINDOW DOWN	DARK GREEN	Harness In Driver's Kick From Driver Door
Some models are equipped with a factory Immobilizer system. This must be bypassed when installing a remote start system.		



WIRING INFORMATION 2002 Toyota 4Runner

WIRE	WIRE COLOR	LOCATION
12V CONSTANT	WHITE or WHITE/RED	Ignition Harness
12V IGNITION	BLACK/YELLOW	Ignition Harness
SECOND IGNITION	BLACK/RED	Ignition Harness
ACCESSORY	BLUE/RED	Ignition Harness
STARTER	BLACK or GREEN/BLACK	Ignition Harness
PARKING LIGHTS (+)	GREEN	Driver's Kick Panel In Harness Running To Vehicle's Rear Or Dash Light Dimmer Switch
POWER LOCK (-)	BROWN/WHITE	Fuse Box
POWER UNLOCK (-)	GREEN/YELLOW and BLUE/YELLOW	Fuse Box
Two wires must be triggered to unlock the doors. One wire is the door unlock wire and the other is the door unlock detection wire. A negative pulse must be sent to the both wires. Diode isolate each.		
DOOR TRIGGER (-)	LT.GREEN/BLACK	Behind Fuse Box Or Door Pin
HATCH TRIGGER	GREEN/RED	Driver's Kick Panel
HOOD PIN (-)	GREEN/ORANGE	Drivers Side Firewall Or Hood Pin Switch
FACTORY ALARM ARM	Arms with lock	
FACTORY ALARM DISARM	Disarms with unlock	
DISARM NO UNLOCK (key sense wire)	YELLOW/RED	Steering Column
TACHOMETER	BLACK	Test Connector In Diagnostic Plug On Driver's Side Of Engine Bay
BRAKE WIRE (+)	GREEN/WHITE	Brake Switch Or Driver's Kick Panel
HORN TRIGGER (-)	GREEN/RED	Steering Column Or Fuse Box
LEFT FRONT WINDOW UP	LIGHT GREEN	At Driver Window Motor Inside Door
LEFT FRONT WINDOW DOWN	BLUE/YELLOW	At Driver Window Motor Inside Door
RIGHT FRONT WINDOW UP	RED/BLACK	Harness In Driver's Kick From Driver Door
RIGHT FRONT WINDOW DOWN	RED/GREEN	Harness In Driver's Kick From Driver Door
LEFT REAR WINDOW UP	RED/BLUE	Harness In Driver's Kick From Driver Door
LEFT REAR WINDOW DOWN	RED/YELLOW	Harness In Driver's Kick From Driver Door
RIGHT REAR WINDOW UP	YELLOW	Harness In Driver's Kick From Driver Door
RIGHT REAR WINDOW DOWN	DARK GREEN	Harness In Driver's Kick From Driver Door
Some models are equipped with a factory Immobilizer system. This must be bypassed when installing a remote start system.		



WIRING INFORMATION 2003 Toyota 4Runner

WIRE	WIRE COLOR	LOCATION
12V CONSTANT	WHITE/BLUE and RED	Ignition Harness
12V IGNITION	BLACK/RED	Ignition Harness
SECOND IGNITION	BLUE/YELLOW	Ignition Harness
ACCESSORY	WHITE/GREEN	Ignition Harness
STARTER	GREEN/BLACK	Ignition Harness
PARKING LIGHTS (+)	GREEN	In Plug On Left Side Of Fuse Box
POWER LOCK (-)	BLUE	Harness In Driver's Kick Panel Or Harness Coming From Driver's Door
POWER UNLOCK (-)	GREEN	Harness In Driver's Kick Panel Or Harness Coming From Driver's Door
Test door locks while using the key in the driver door. Unlock requires a double pulse		
DOOR TRIGGER (-)	RED/BLACK (driver's door) PINK/BLACK (driver's rear) RED/YELLOW (front pass.) PINK/BLUE (rear pass.)	Harness In Driver's Kick Panel Harness In Driver's Kick Panel Harness In Passenger Kick Panel Harness In Passenger Kick Panel
HATCH TRIGGER	LT.GREEN/RED	Driver's Kick Panel
FACTORY ALARM ARM	Arms with lock	
FACTORY ALARM DISARM	Disarms with unlock	
FACTORY ALARM DISARM NO UNLOCK (-)	GREEN/YELLOW (key sense wire)	Ignition Harness
TACHOMETER	BLACK	Test Connector In Diagnostic Plug By Under Hood Fuse Box
BRAKE WIRE (+)	GREEN/YELLOW	Back of Fuse Box
HORN TRIGGER (-)	GREEN/RED	Steering Column
LEFT FRONT WINDOW UP	LIGHT GREEN	At Driver Window Motor Inside Door
LEFT FRONT WINDOW DOWN	BLUE/YELLOW	At Driver Window Motor Inside Door
RIGHT FRONT WINDOW UP	RED/BLACK	Harness In Driver's Kick From Driver Door
RIGHT FRONT WINDOW DOWN	RED/GREEN	Harness In Driver's Kick From Driver Door
LEFT REAR WINDOW UP	RED/BLUE	Harness In Driver's Kick From Driver Door
LEFT REAR WINDOW DOWN	RED/YELLOW	Harness In Driver's Kick From Driver Door
RIGHT REAR WINDOW UP	YELLOW	Harness In Driver's Kick From Driver Door
RIGHT REAR WINDOW DOWN	DARK GREEN	Harness In Driver's Kick From Driver Door
Some models are equipped with a factory Immobilizer system. This must be bypassed when installing a remote start system.		

WIRING INFORMATION 2004 Toyota 4Runner

WIRE	WIRE COLOR	LOCATION
12V CONSTANT	WHITE/BLUE and RED	Ignition Harness
12V IGNITION	BLACK/RED	Ignition Harness
SECOND IGNITION	BLUE/YELLOW	Ignition Harness
ACCESSORY	WHITE/GREEN	Ignition Harness
STARTER	GREEN/BLACK	Ignition Harness
PARKING LIGHTS (+)	GREEN	In Plug On Left Side Of Fuse Box
POWER LOCK (-)	BLUE	Harness In Driver's Kick Panel Or Harness Coming From Driver's Door
POWER UNLOCK (-)	GREEN	Harness In Driver's Kick Panel Or Harness Coming From Driver's Door
Test door locks while using the key in the driver door. Unlock requires a double pulse		
DOOR TRIGGER (-)	RED/BLACK (driver's door) PINK/BLACK (driver's rear) RED/YELLOW (front pass.) PINK/BLUE (rear pass.)	Harness In Driver's Kick Panel Harness In Driver's Kick Panel Harness In Passenger Kick Panel Harness In Passenger Kick Panel
HATCH TRIGGER	LT.GREEN/RED	Driver's Kick Panel
FACTORY ALARM ARM	Arms with lock	
FACTORY ALARM DISARM	Disarms with unlock	
FACTORY ALARM DISARM NO UNLOCK (-)	GREEN/YELLOW (key sense wire)	Ignition Harness
TACHOMETER	BLACK	Test Connector In Diagnostic Plug By Under Hood Fuse Box
BRAKE WIRE (+)	GREEN/YELLOW	Back of Fuse Box
HORN TRIGGER (-)	GREEN/RED	Steering Column
LEFT FRONT WINDOW UP	LIGHT GREEN	At Driver Window Motor Inside Door
LEFT FRONT WINDOW DOWN	BLUE/YELLOW	At Driver Window Motor Inside Door
RIGHT FRONT WINDOW UP	RED/BLACK	Harness In Driver's Kick From Driver Door
RIGHT FRONT WINDOW DOWN	RED/GREEN	Harness In Driver's Kick From Driver Door
LEFT REAR WINDOW UP	RED/BLUE	Harness In Driver's Kick From Driver Door
LEFT REAR WINDOW DOWN	RED/YELLOW	Harness In Driver's Kick From Driver Door
RIGHT REAR WINDOW UP	YELLOW	Harness In Driver's Kick From Driver Door
RIGHT REAR WINDOW DOWN	DARK GREEN	Harness In Driver's Kick From Driver Door
Some models are equipped with a factory Immobilizer system. This must be bypassed when installing a remote start system.		

WIRING INFORMATION 2005 Toyota 4Runner

WIRE	WIRE COLOR	LOCATION
12V CONSTANT	WHITE/BLUE and RED	Ignition Harness
12V IGNITION	BLACK/RED	Ignition Harness
SECOND IGNITION	BLUE/YELLOW	Ignition Harness
ACCESSORY	WHITE/GREEN	Ignition Harness
STARTER	GREEN/BLACK	Ignition Harness
PARKING LIGHTS (+)	GREEN	In Plug On Left Side Of Fuse Box
POWER LOCK (-)	BLUE	Harness In Driver's Kick Panel Or Harness Coming From Driver's Door
POWER UNLOCK (-)	GREEN	Harness In Driver's Kick Panel Or Harness Coming From Driver's Door
Test door locks while using the key in the driver door. Unlock requires a double pulse		
DOOR TRIGGER (-)	RED/BLACK (driver's door) PINK/BLACK (driver's rear) RED/YELLOW (front pass.) PINK/BLUE (rear pass.)	Harness In Driver's Kick Panel Harness In Driver's Kick Panel Harness In Passenger Kick Panel Harness In Passenger Kick Panel
HATCH TRIGGER	LT.GREEN/RED	Driver's Kick Panel
FACTORY ALARM ARM	Arms with lock	
FACTORY ALARM DISARM	Disarms with unlock	
FACTORY ALARM DISARM NO UNLOCK (-)	GREEN/YELLOW (key sense wire)	Ignition Harness
TACHOMETER	BLACK	Test Connector In Diagnostic Plug By Under Hood Fuse Box
BRAKE WIRE (+)	GREEN/YELLOW	Back of Fuse Box
HORN TRIGGER (-)	GREEN/RED	Steering Column
LEFT FRONT WINDOW UP	LIGHT GREEN	At Driver Window Motor Inside Door
LEFT FRONT WINDOW DOWN	BLUE/YELLOW	At Driver Window Motor Inside Door
RIGHT FRONT WINDOW UP	RED/BLACK	Harness In Driver's Kick From Driver Door
RIGHT FRONT WINDOW DOWN	RED/GREEN	Harness In Driver's Kick From Driver Door
LEFT REAR WINDOW UP	RED/BLUE	Harness In Driver's Kick From Driver Door
LEFT REAR WINDOW DOWN	RED/YELLOW	Harness In Driver's Kick From Driver Door
RIGHT REAR WINDOW UP	YELLOW	Harness In Driver's Kick From Driver Door
RIGHT REAR WINDOW DOWN	DARK GREEN	Harness In Driver's Kick From Driver Door
Some models are equipped with a factory Immobilizer system. This must be bypassed when installing a remote start system.		